

QUARTERLY PHYSICAL REPORT OF OPERATION

As of October 31, 2017 /


Department: DEPARTMENT OF HEALTH
 Agency: SAN LAZARO HOSPITAL
 Operating Unit: _____
 Organization Code (UACS): 130011400010

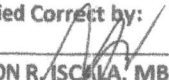
	Current Year Appropriations
	Supplemental Appropriations
	Continuing Appropriations
	Off-Budget Account


Particulars	UACS Code	Physical Target					Physical Accomplishment					Remarks	
		1st Quarter	2nd Quarter	3rd Quarter	4th Quarter	Total	1st Quarter	2nd Quarter	3rd Quarter	As of Oct. 31	Total		Variance
1	2	3	4	5	6	7=(3+4+5+6)	8	9	10	11	12=(8+9+10+11)	13=12-7	14
I. Operations													
IV : Hospital Services													
Number of out-patients managed		32,380	40,830	36,600	30,980	140,790	61,255	67,501	53,431	19,899	202,086		* see note below
Number of in-patients managed		2,890	2,620	5,100	3,170	13,780	4,153	3,234	5,593	1,839	14,819		* see note below
Number of elective surgeries		50	110	80	30	270	140	180	153	63	536		
Number of emergency surgeries		30	40	40	20	130	49	53	33	6	141		
Net death rate among in-patients		2.50%	2.50%	2.50%	2.50%	2.50%	5.79%	6.35%	4.73%	6.03%	5.47%		* see note below
% of clients that rate the hospital services as good or better		90.00%	90.00%	90.00%	90.00%	90.00%	97.73%	99.23%	98.40%	99.34%	98.68%		
% of in-patients with hospital acquired infection		1.00%	1.00%	1.00%	1.00%	1.00%	0.09%	0.43%	0.41%	0.33%	0.32%		
% of patients with level 2 or more urgency rating attended to within 30 mins		92.36%	92.36%	92.36%	92.36%	92.36%	98.37%	96.60%	95.07%	99.60%	97.41%		


Not based on historical data for In-patient and OPD patients managed.

Net Death Rate among In-patients: it is higher than the target because most cases referred & admitted were already in critical/serious condition either because they were not properly manage by other health care facility or said critically ill patient have exhausted their resources at the referring hospital such as HIV/AIDS and Rabies that have 100% mortality, for which there is no cure, as well as critically ill TB patients.

Prepared by: 
MARK JOSEPH R. TAGULAO
 Statistician II

Certified Correct by: 
RAMON R. ISCALA, MBA
 Supervising Administrative Officer

Noted by: 
ELEONORITA E. REYES
 Chief, Administrative Officer

Approved by: 
WINSTON S. GO, MD, MHA
 Medical Center Chief II